

# Magnetic properties of nanomagnetic material based on BaTiO<sub>3</sub> and BiFeO<sub>3</sub> with variation of temperatures and times of sintering

*by Sri Yatmani*

---

**Submission date:** 14-Oct-2023 09:01PM (UTC-0700)

**Submission ID:** 2195882235

**File name:** 9.Suastiyanti\_2019\_J.\_Phys.\_Conf.\_Ser.\_1153\_012052.pdf (755.95K)

**Word count:** 2107

**Character count:** 11433

PAPER · OPEN ACCESS

## Magnetic properties of nanomagnetic material based on $\text{BaTiO}_3$ and $\text{BiFeO}_3$ with variation of temperatures and times of sintering

To cite this article: D. Suastiyanti *et al* 2019 *J. Phys.: Conf. Ser.* **1153** 012052

View the [article online](#) for updates and enhancements.

### You may also like

- 7 - [Electrical control of magnetism in oxides](#)  
Cheng Song, , Bin Cui et al.
- 9 - [Multiferroic  \$\text{BaTiO}\_3\$ - \$\text{BiFeO}\_3\$  composite thin films and multilayers: strain engineering and magnetoelectric coupling](#)  
Michael Lorenz, Vera Lazenka, Peter Schwinkendorf et al.
- 5 - [Enhanced ferromagnetism and magnetoelectric response in quenched  \$\text{BiFeO}\_3\$ -based ceramics](#)  
Qi Pan, , Bao-Jin Chu et al.

## Magnetic properties of nanomagnetic material based on BaTiO<sub>3</sub> and BiFeO<sub>3</sub> with variation of temperatures and times of sintering

D. Suastiyanti<sup>1</sup>, S. Yatmani<sup>2</sup> and M. Wijaya<sup>3</sup>

<sup>1</sup>Mechanical Engineering Study Program, Institut Teknologi Indonesia, Puspiptek-Raya-Street, Serpong, Indonesia

<sup>2</sup>Electrical Engineering Study Program, Institut Teknologi Indonesia, Puspiptek-Raya-Street, Serpong, Indonesia

<sup>3</sup>Badan Pengkajian dan Penerapan Teknologi (BPPT), Serpong, Indonesia

E-mail: dwita.suastiyanti@iti.ac.id

**Abstract.** This research uses basic compound of BaTiO<sub>3</sub> (BTO) and single phase multiferroic material BiFeO<sub>3</sub> (BFO) with weight ratio of BTO: BFO = 2: 1 to produce multiferroic ceramic. The purpose of this research is to know magnetic properties of the ceramic which consists of BFO multiferroic material combined with BTO electrical material. Changes in magnetic properties will affect the quality of multiferroic materials. The process used sol-gel method using temperature and time of calcination of 350°C and 4 hours, then sintered at 700, 750 and 800°C for 2, 4 and 6 hours respectively. The sample was characterized by XRD test with diffraction angle of 20°-100° and the machine was made in Phillips type of PW 1835. This test is to know types of phases. To know magnetic properties of sample, it was used Permagraph test. To know particle size, it was used Particle Size Measurement from Nano Instrument of Beckman Coulter DelsaTM. The results show that new phase is formed which is the dominant phase, Barium Bismuth Iron (III) Oxide (BaBiFe<sub>2</sub>O<sub>3</sub>) with the largest percentage (98,79%) obtained at sintering process with temperature of 750°C for 6 hours. Increasing the percentage of dominant phases is linear by increasing of magnetic properties of the sample. The highest value of magnetic properties among other coercivity of 247.1 kA / m, remanent of 0.275 Tesla and Saturation of 0.41 Tesla belongs to ceramic with condition of sintering temperature and time of 750°C and 6 hours. The smallest particle size is also obtained under the same conditions equal to the particle size of 54-57 nm.

### 1. Introduction

Permanent magnets require high coercivity values to show strong and stable of net magnetization in external fields requiring high coercivity. In hard magnetic material, uniaxial magnetic anisotropy is required and some of the following characteristics are high coercivity, large magnetization and rectangular hysteresis loop [1,2,3,4,5,6,7]. Coercivity is also called the coercive field is the intensity of the magnetic field required to reduce the magnetization of the material to zero after the magnetization of the sample reaches saturation. The intrinsic properties of magnetics are grouped into primary and secondary. Primary properties such as saturation magnetization  $J_s$  and magneto crystalline anisotropy  $K_1$  constants are directly related to magnetic structures, whereas secondary intrinsic magnetic forces such as HA anisotropic field strength and energy of specific domain wall  $\gamma_w$ , are derived from the primary properties. The primary and secondary magnetic properties characterize the actual magnetic state.



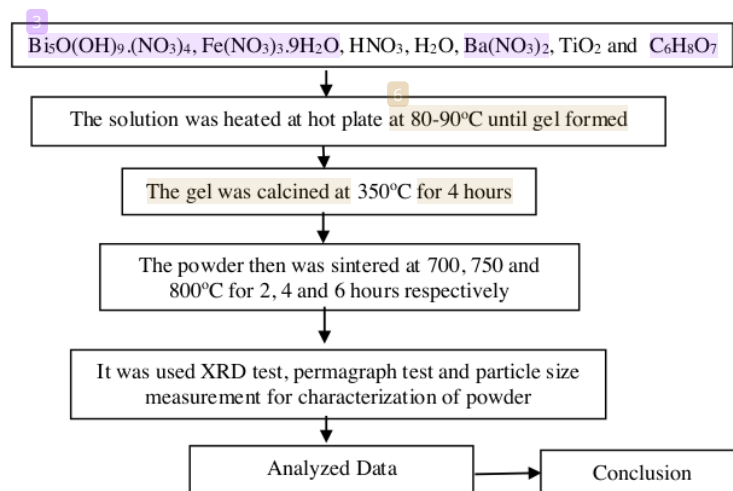
One multi-function material is a multiferroic material that has 2 or more properties such as ferromagnetism, ferroelectric, ferroelasticity and ferrotoroidicity that appear simultaneously in a material. The average particle size of material phase in the nanometer scale causes the increasing of interacting surface fraction as the grain size increases. Therefore, material preparation will be directed to a nanoceramic system instead of a conventional ceramic system. To obtain this nanoceramic material it is necessary to prepare the basic material in a nanoparticle size which is carried out by sol-gel process which is a simple and easy method. The multiferroic material successfully synthesized in the form of single-phase ceramics is  $\text{BiFeO}_3$  [8,9,10,11] which is produced by sol-gel method.

The purpose of this research is to know the influence of temperatures and times of sintering on the magnetic properties of ceramic consist of  $\text{BiFeO}_3$  multiferroic material combined with  $\text{BaTiO}_3$  electrical material with weight ratio of BTO: BFO = 2: 1. Given that magnetic properties are one of the properties that exist in multiferroic properties so the change of magnetic properties will also affect the multiferroic properties of the material. Material characterization was done by using XRD test to know the phase type formed by XRD machine which was made in Phillips of PW 1835 type, used diffraction angle of  $20^\circ$ - $100^\circ$ , permagraph test to know magnetic properties using MPS Magnet-Physik EP3-Permagraph L. To know particle size, it was used Particle Size Measurement which was made in Beckman Coulter DelsaTM Nano instrument.

The application of the material was as ultimate memory devices for mechatronics industry and manufacture tools (it must have high hardness). The tools were manufactured by wire processes of Taguchi and Fuzzy Logic Taguchi [12].

## 2. Methods

It uses sol-gel method which could produce nanoparticle, homogen powder, little agglomeration and lower temperature. The basic compound used is of pro analysis Merck product with a purity of 99.99% such as  $\text{Bi}_5\text{O}(\text{OH})_9(\text{NO}_3)_4$ ,  $\text{Fe}(\text{NO}_3)_3 \cdot 9\text{H}_2\text{O}$ ,  $\text{HNO}_3$ ,  $\text{H}_2\text{O}$ ,  $\text{Ba}(\text{NO}_3)_2$ ,  $\text{TiO}_2$  and citric acid  $\text{C}_6\text{H}_8\text{O}_7$ . Figure 1 shows the flowchart of research.

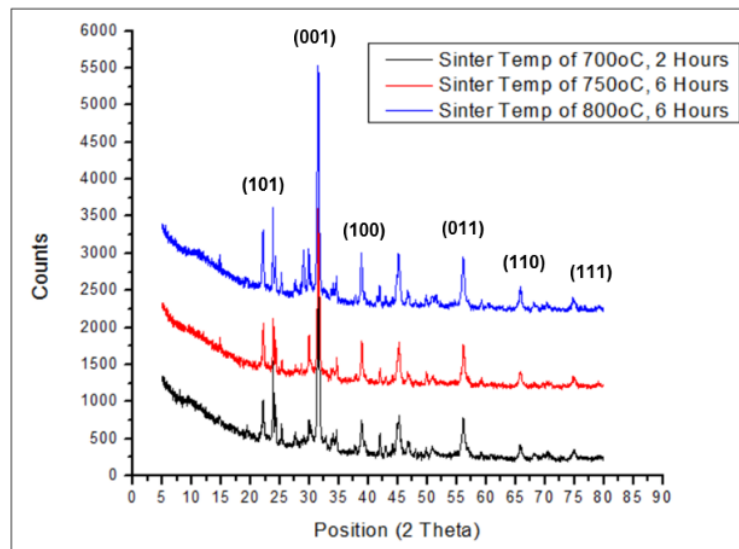


**Figure 1.** The Process Step of Nanomagnetic Ceramic Synthesized by Sol-Gel Method

### 10 3 Results and Discussion

#### 3.1. X-Ray Diffraction Test Result

The pattern of XRD test results show that for all conditions of sinter temperatures and times, synthesis process produces new phase dominantly, Barium Bismuth Iron (III) Oxide ( $\text{BaBiFe}_2\text{O}_5$ ) more than 80%. Some diffraction patterns of the ceramic is shown in Figure 2.

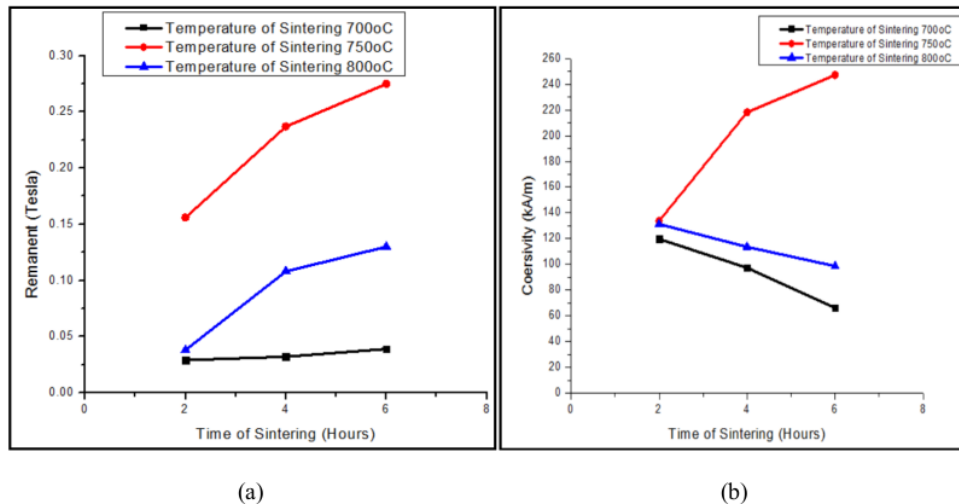


**Figure 2.** Diffraction Pattern of Ceramic at Sinter Temp of 700,750 and 800°C for 2 and 6 Hours

Figure 2 shows that the diagram shows new phase (dominant phase),  $\text{BaBiFe}_2\text{O}_5$  in largest percentage is condition with temperature of sinter of 750°C and time of sinter of 6 hours. Difference of dominant phase percentage is determined by position of 2 Theta shown in Figure 2, where as at 2 Theta of 25-30° it shows different peak. Generally all process conditions produce the same dominant phase with a percentage greater than 80% [13]. The recent research shows that the largest percentage of dominant phase is owned by ceramic sintered at 750°C for 6 hours. At lower temperature (700°C), elements of  $\text{Ba}^{2+}$ ,  $\text{Bi}^{2+}$  and  $\text{Fe}^{3+}$  are still form individual oxide compounds [14,15,16]. While at higher temperature (800°C) the dominant phase will decompose into barium oxide, bismuth oxide and ferri oxide compounds.

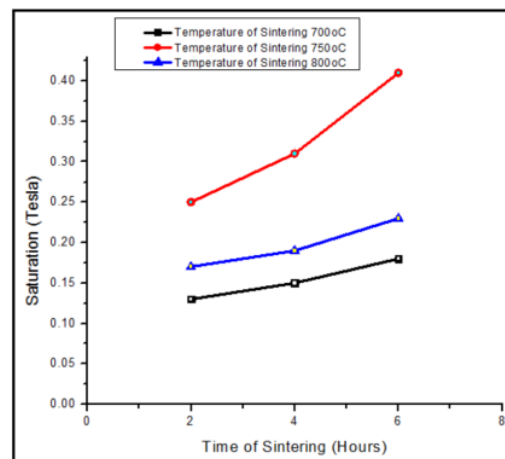
#### 3.2. Permagraph Test Result

From permagraph test result, it is obtained magnetic properties of ceramic, among other magnetic field remanent and coersivity shown in figure 3.



**Figure 3.** Remanent of Magnetic Field (a) and Coersivity of Magnetic Field (b) for Ceramic at Differences of Sintering Temperatures and Times

Figure 3 (a) shows that remanent value goes up with increasing sinter time. The highest remanent value is obtained by condition at 750°C sinter and 6 hours of sinter time. Figure 3 (b) shows that the coersivity value increases with going up sinter time for sinter temperature of 750°C but decreases with increasing sinter time for sinter of 700 and 800°C. The highest coersivity value obtained at the same condition that is at temperature of sinter of 750°C and of 6 hours sinter time. As we know from table 1, at this condition it is also obtained the largest percentage of the dominant phase, so it shows that increasing of dominant phase percentage also causes increasing value of remanent and coersivity. Saturation of magnetic field value obtained from permagraph test is shown in Figure 4.

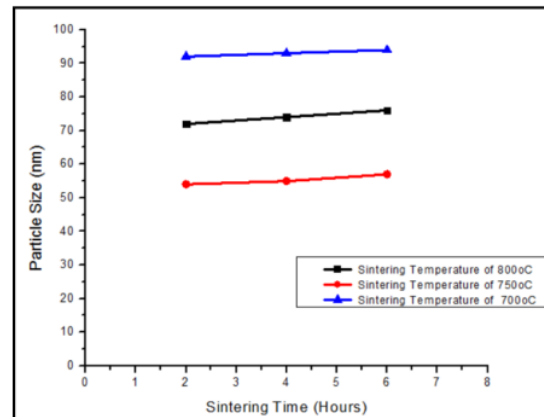


**Figure 4.** Saturation of Magnetic Field for Powder at Differences of Sintering Temperatures dan Times

Figure 4 shows that the saturation value increases with increasing sinter temperature and time. The highest saturation value is obtained at sinter temperature of 750°C and sinter time of 6 hours condition. This phenomenon is linear with the increasing percentage of dominant phase at sinter temperature of 750°C for sinter time of 2, 4 and 6 hours.

### 3.3. Particle Size Measurement

The result of nanoparticle size is shown in Figure 5.



**Figure 5.** Particle Size for Ceramic at Differences of Sinter Temperatures and Times

Figure 5 shows that all process condition produces nanopowder with particle size less than 100 nm. The powder which is sintered at 750°C has the smallest particle size (54-57 nm). At higher temperature (800°C), particle will grow causes it is getting bigger.

### 4. Conclusion

Sol-gel method at this research produces powder with nanoparticle at all process condition (sinter temperatures of 700,750 and 800°C and sinter time of 2, 4 and 6 hours). Percentage of new phase which is dominant phase, BaBiFe<sub>2</sub>O<sub>5</sub> of 95-98% is obtained by condition at sinter temperature of 750°C. Percentage of dominant phase affects value of remanent , coersivity and saturation of magnetic field which increase with increasing percentage of dominant phase.

### 5. Acknowledgment

We thanks for the Grant Research based on Competency 2018, 044/KM/PNT/2018, March 6<sup>th</sup>, 2018, Kemenristekdikti, The Republic of Indonesia

### 6. References

- [1] Huseyin, Journal of Alloys and Compounds 486, 809-814 (2009)
- [2] Jiangying, Shaolong ,Lin, Yangguang, Youwei, Physics B 404,4253-4256 (2009)
- [3] Joonghoe, Lee, Park, Hur N.H, Journal of Magnetism and Magnetic Materials 285, 164-168 (2009)
- [4] Tomohisa, Yasunori, Takao, Hirotaro, Tsukasa Chikata, Journal of Magnetism and Magnetic Materials 321, 8-11(2009)
- [5] Yaowen , Qin, Hua, Current Applied Physics 9,1375-1380 (2009)
- [6] Rashad, Ibrahim, Journal of Magnetism and Magnetic Materials 323,2158-2164 (2011)

- [7] Martirosyan, Galstyan, Hossain, Yi-ju, Litvinov, Materials Science and Engineering B 176, 8-13 (2011)
- [8] D. Suastiyanti, M. Wijaya. ARPN Journal of Engineering and Applied Sciences 11, 901-905 (2016)
- [9] D. Suastiyanti, Ismojo. IOP Conference Series : Material Science and Engineering 214, 1-5 (2017)
- [10] D. Suastiyanti, Ismojo. The International Journal of Engineering and Sciences (IJES) 5,114-117 (2016)
- [11] D.Suastiyanti, Ismojo. ARPN Journal of Engineering and Applied Sciences 12, 6265-6272 (2017)
- [12] P. Rupajati, B.O.P. Soepangkat, B. Pramujati, H.C.K. Agustin. Applied Mechanics and Materials, Trans Tech Publication 493, 529-534 (2014)
- [13] D.Suastiyanti, M.T.E. Manawan, M. Wijaya, MATEC Web Conferences 204, 05005 (2018).
- [14] T.Ramesh, V.Rajendar, S.R. Murthy. Journal of Material Science ; Materials in Electronics 28 (16), 11779-11788 (2017).
- [15] S.C. Yang, A. Kumar, V. Petkov, S. Priya. Journal of Applied Physics 113(14), 133101 (2013).
- [16] Y.Weii, X. Wang, J.Zhu, J.Jia. Journal of the American Ceramics Society 96 (10), 3163-3168 (2013).



# Magnetic properties of nanomagnetic material based on BaTiO<sub>3</sub> and BiFeO<sub>3</sub> with variation of temperatures and times of sintering

## ORIGINALITY REPORT

10%

SIMILARITY INDEX

8%

INTERNET SOURCES

6%

PUBLICATIONS

2%

STUDENT PAPERS

## PRIMARY SOURCES

1	<a href="https://openresearch-repository.anu.edu.au">openresearch-repository.anu.edu.au</a> Internet Source	2%
2	Submitted to University of British Columbia Student Paper	1%
3	<a href="https://repository.itl.ac.id">repository.itl.ac.id</a> Internet Source	1%
4	<a href="https://nifs-repository.repo.nii.ac.jp">nifs-repository.repo.nii.ac.jp</a> Internet Source	1%
5	<a href="https://cpb.iphy.ac.cn">cpb.iphy.ac.cn</a> Internet Source	1%
6	Dwita Suastiyanti, Pathya Rupajati, Marlin Wijaya. "Non Linear Dielectric Phenomenon in BaTiO <sub>3</sub> - Bi (Ti <sub>1-x</sub> Mgx)O <sub>3</sub> . Ceramic Material", Asian Journal of Applied Sciences, 2022 Publication	1%
7	Fangchao Gu, Leqing Zhang, Zhaohui Li, Jie Zhang, Yuanyuan Pan, Qinghao Li, Hongsen Li, Yufeng Qin, Qiang Li. " A comparative	1%

study of electrochemical and electrostatic doping modulation of magnetism in Fe O via ultracapacitor structure ", Journal of Physics: Condensed Matter, 2022

Publication

8

Kishor Kumar Sahoo, Shailendra Singh Rajput, Rajeev Gupta, Amritendu Roy, Ashish Garg.

"Nd and Ru co-doped bismuth titanate polycrystalline thin films with improved ferroelectric properties", Journal of Physics D: Applied Physics, 2018

Publication

1 %

9

[www.degruyter.com](http://www.degruyter.com)

Internet Source

1 %

10

[www.hindawi.com](http://www.hindawi.com)

Internet Source

1 %

Exclude quotes On

Exclude matches < 1%

Exclude bibliography On

# Magnetic properties of nanomagnetic material based on BaTiO<sub>3</sub> and BiFeO<sub>3</sub> with variation of temperatures and times of sintering

---

GRADEMARK REPORT

---

FINAL GRADE

GENERAL COMMENTS

**/0**

---

PAGE 1

---

PAGE 2

---

PAGE 3

---

PAGE 4

---

PAGE 5

---

PAGE 6

---

PAGE 7

---